


Media Info

? Extra metadata/attributes attached to media files harvested during indexing. No media info either means the plugin is not configured in your instance or the file didn't have any at the source to start with.



- A summary of the attributes can be found in the **Media Info** column in the results pane, if column is not visible →  → **Settings** → **Hide fields in search results** → uncheck **Media Info**
- The detailed attributes are accessible by clicking on a file in the results pane → will open the attributes window in a new tab → refer to the section named **Extra fields**
- Use the **★** wild card if you are not getting good results as these fields can contain complex data and therefore trickier to search.
- Use **operators** to combine multiple criteria within a single query.



Field name syntax → **media_info.key:value**

Examples → **media_info.resolution:3840x2160**

→ **media_info.codec:*prores***

→ **media_info.codeclong:*apple***

→ **media_info.pixfmt:*yuv***

→ **media_info.frames:*24***

Use a specific number only if you know the exact number of frames a file would have, otherwise use the * wild card to expand your results.

→ **media_info.duration:*30.***


Time format is **H:MM:SS.MS** and above example would find all files with a duration that includes exactly 30 seconds, with any number of hours, minutes and/or milliseconds, example 0:00:30.07

→ **media_info.framerate:*23***

Would return all files with standard framerate of 23.976 or 23.98

→ **media_info.bitrate:*765***


Bitrate is a difficult field to search, but not impossible!

 More fields can be indexed, becoming searchable and reportable, see your tech team for details.

ShotGrid

? Extra metadata indexed from the Autodesk ShotGrid Platform, now called Flow Production Tracking, adds business context to search and analyze. Your tech team may opt to only index some of the hundred plus fields available from ShotGrid.



- A summary of the attributes can be found in the **ShotGrid** column in the results pane, if column is not visible →  → **Settings** → **Hide fields in search results** → uncheck **Shotgrid**
- The detailed attributes are accessible by clicking on a file in the results pane → will open the attributes window in a new tab → refer to the section named **Extra fields**
- Search queries are not case sensitive.
- Use the **★** wild card if you are not getting good results as these fields can have complex data and therefore trickier to search.
- Use **operators** to combine multiple criteria within a single query.



Field name syntax → **shotgrid.key:value**

Examples → **shotgrid.sequence:3336**

→ **shotgrid.date_updated:*2025-03***

→ **shotgrid.created_by:*Smith***


→ **shotgrid.project:*abc***

 More fields can be indexed, becoming searchable and reportable, see your tech team for details.



Extra metadata indexed from Xytech Media Operations Platform adds business context to search and analytics.



- A summary of the attributes can be found in the **Xytech** column in the results pane, if column is not visible →  → **Settings** → **Hide fields in search results** → uncheck **Xytech**
- The detailed attributes can be accessed by clicking on a file in the results pane → will open the attributes window in a new tab → refer to section named **Extra fields**
- Search queries are not case sensitive.
- Use the **★** wild card if you are not getting good results as these fields can have complex data, for example, the date fields include time **2022-07-19T17:00:00-07:00**
- Use **operators** to combine multiple criteria within a single query.

Asset Creation

Media asset number assigned in Xytech → are in Diskover.



Field name syntax → **xytech.asset_id:value**

Example → **xytech.asset_id:1495193**

Order Status

Xytech media order number/status/dates/etc. → are in Diskover.



Field name syntax → **xytech.key:value**

Examples → **xytech.phase:invoiced**

→ **xytech.account_manager:*Joe***

→ **xytech.begin_date:*2025***

→ **xytech.due_date:*2025-07-15***

→ **xytech.invoice_id:19782**

→ **xytech.invoice_date:*2025-05***




More fields can be indexed, becoming searchable and reportable, see your tech team for details.

OpenEXR Info



Extra metadata indexed from your EXR image files.



- A summary of the attributes can be found in the **OpenEXR** column in the results pane, if column is not visible →  → **Settings** → **Hide fields in search results** → uncheck **EXR**
- The detailed attributes are accessible by clicking on a file in the results pane → will open the attributes window in a new tab → refer to the section named **Extra fields**
- Search queries are not case sensitive.
- Use the **★** wild card if you are not getting good results as these fields can have complex data and therefore trickier to search.
- Use **operators** to combine multiple criteria within a single query.



Field name syntax → **openexr_info.key:value**

Examples → **openexr_info.compression:*zip***


→ **openexr_info.pixelAspectRatio:*1***

→ **openexr_info.channels:*B***



More fields can be indexed, becoming searchable and reportable, see your tech team for details.

File Actions

 Optional tools, including seamless access to third-party platforms directly from the Diskover user interface. One of the main goal is to give visibility and some power without giving access the production network. Options vary and may not be configured in your instance.

 **File Action** button can be found:

- In the results pane beside each item.
- Global button above the results pane to launch a File Action for multiple items at a time.
- In the attributes window.

Find File Sequences

- Launch from any file that is part of a sequence.
- Results will open in a new tab.
- Sequence will show in [**]** , multiple brackets if broken sequences, ex: **Sunglass_4k_DPX%08d.dpx [86400-86619] [86625-86731]**
- Also shows **path** and **number of files** found.

CineViewer

- CineViewer Player allows to play a media file, validate its attributes, audio tracks, closed captions, and multiple other options.
- Will launch in a new tab.
- Sold and supported by **cinesys.io**

GLIM

- Allows you to view/play and validate multiple parameters of a media file.
- Make sure you are logged into your Telestream GLIM account.
- Will launch GLIM in a new tab.

Vantage

- Make sure you are logged into your Telestream Vantage account.
- Select the files you want to send to Vantage → File Action.
- Will launch Vantage in a new tab.
- Will open a list of different Vantage transcoding jobs.
- Select desired option, then follow all other prompts.

EDL Check

- Enables authorized users to check the validity of EDL files.
- Select the files in the results pane → File Action.


EDL Download

- Enables authorized users to upload/download specific list of pre-defined file types and sizes.
- Select the files in the results pane → File Action.

IMF Change Report

- Generates a list of IMF image changes in both human-readable format and machine-readable EDL, referencing the updated media.
- Select the files in the results pane → File Action.

In-House Custom Plugins

There might be additional options under  **File Action** that have been developed by, and exclusively for, your organization. Please consult your tech team for details.

Help

Online Resources → diskoverdata.com/resources

Support → <https://support.diskoverdata.com/> | M-F 8am-5pm PST